



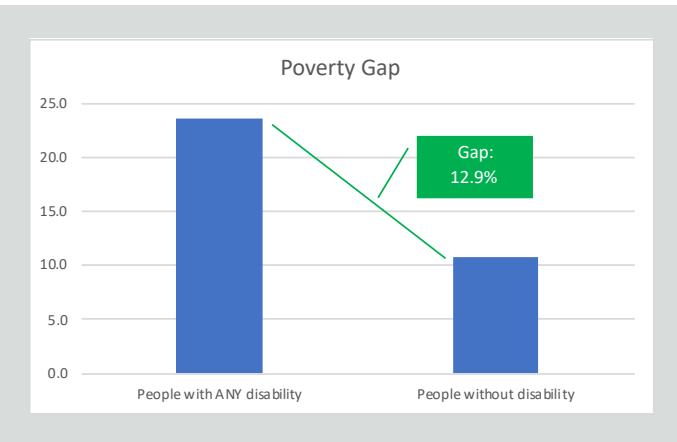
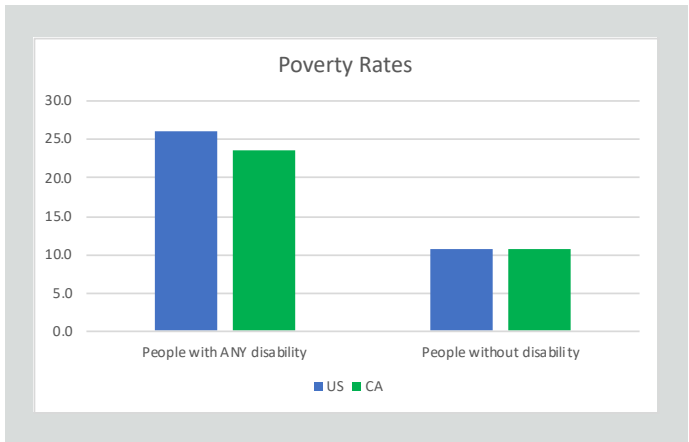
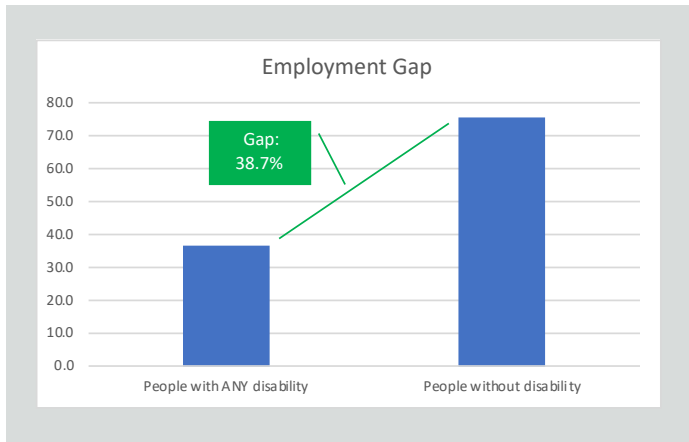
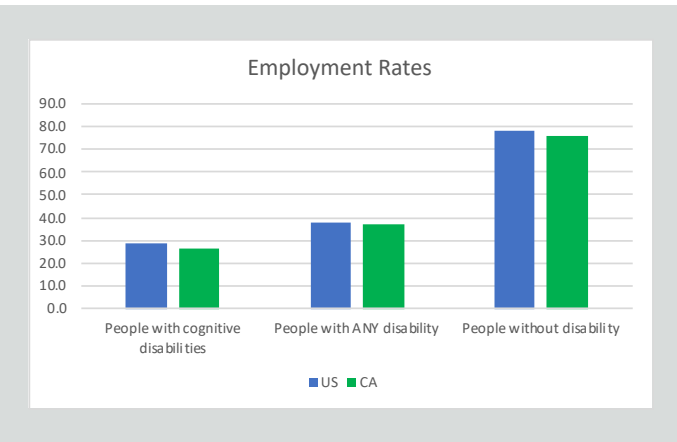
**State Disability Employment Summary:**

- Working-age Californians with and without disabilities are less likely to work than the national average. The employment gap between Californians with and without disabilities is wide.
- The rate of poverty of Californians with and without disabilities is less than national average. However, Californians with disabilities earn \$5,213 less on average than Californians without disabilities.



**1,896,634**

Working-age Californians with disabilities living in the community




**\$5,213**

Annual Income Gap for Californians with Disabilities

Data source: 2019 Annual Disability Statistics Compendium / American Community Survey (2018)  
 (Non-institutionalized, male or female, ages 18-64, all races, regardless of ethnicity, with all education levels in the United States who reported a disability.)