



Things the NCI Survey told us

from 8,405 face to face or proxy interviews

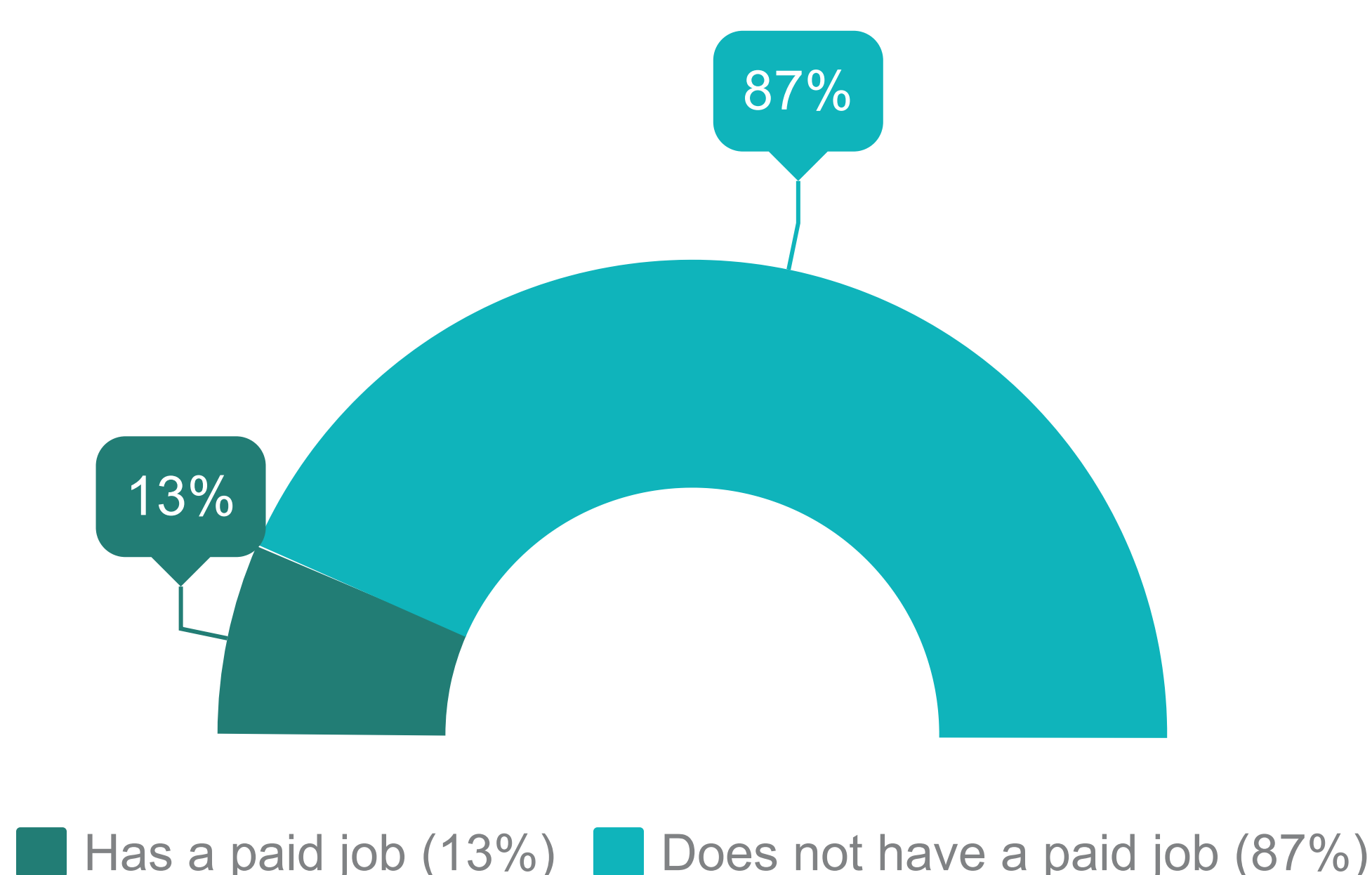
FY 14/15

#1

Employment Rates

13% of people with intellectual/developmental disabilities (I/DD) who were interviewed in California say they have a job in the community.

N=8,372



#2



Where People are Working

Among the 13% of those employed in 14/15, people with I/DD tell us they are working in the following environments: N=781

33% work in Integrated Competitive Employment

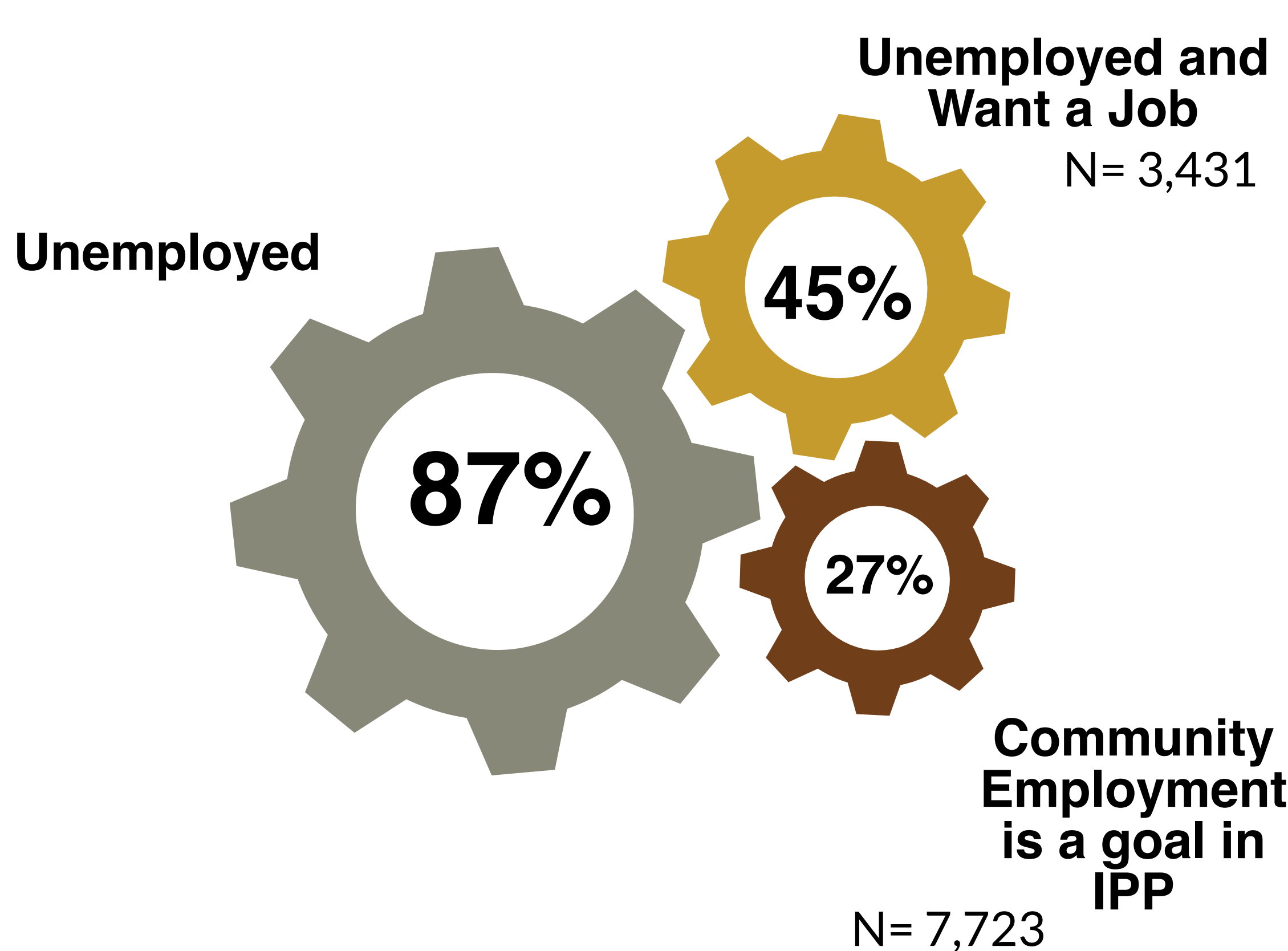
26% are working in Individually Supported Community

42% are working in Group Supported Community

#3

Unemployed


The following percentages capture what unemployed adults with I/DD are saying:



#4

Average Hourly Wage by Employment Type

Among the 13% who said they worked in the community



#5

34%



Engages in Moderate Physical Activity

The proportion of adults telling us that they exercise at least 30 minutes a day, 3 times per week. Moderate physical activity is defined as an activity that causes some increase in breathing or heart rate.

N= 8,345

#6

Overweight or Obese



58% of respondents were reported as being overweight or obese, meaning they have a Body Mass Index (BMI) of 25 or more. This measurement is based on reported height and weight. N= 8,165

#7

49%

Chose Where They Lived

Percentage of People who tell us they chose or had some input in choosing where they lived

N= 4,842

#8

Has friends who are not staff or family

This question could only be answered by the adult with I/DD. 4,824 people answered this question, resulting in 73% of the respondents telling us that they have friends who are not staff or family.



For complete reports or more information go to:

https://www.dds.ca.gov/QA/docs/adultConsumerSurvey3FY14_15.pdf

<https://scdd.ca.gov/qap/>

www.dds.ca.gov/QA/

www.nationalcoreindicators.org/

